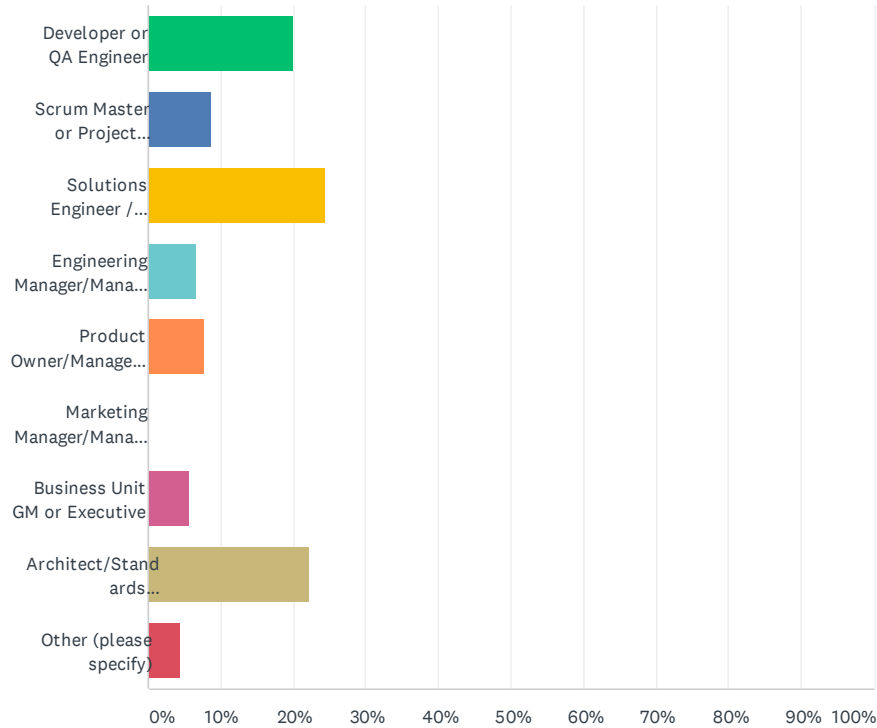


Q1 What best describes Your primary Job Role?

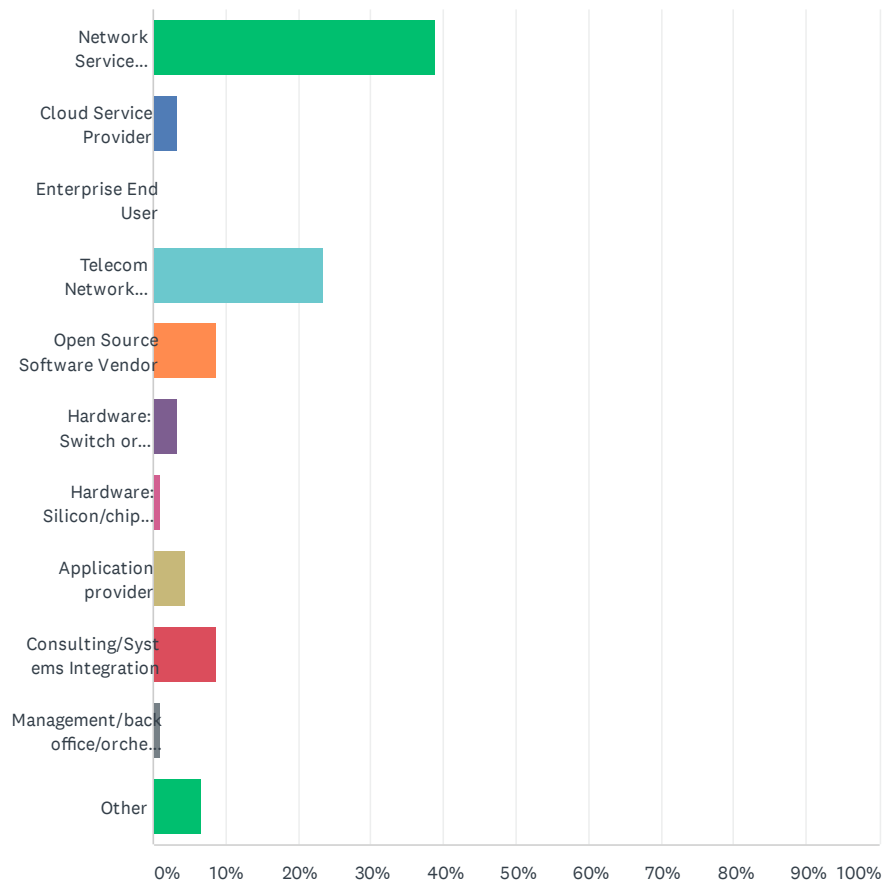
Answered: 90 Skipped: 0



ANSWER CHOICES	RESPONSES	
Developer or QA Engineer	20.00%	18
Scrum Master or Project Manager	8.89%	8
Solutions Engineer / System Architect	24.44%	22
Engineering Manager/Management	6.67%	6
Product Owner/Manager/Management	7.78%	7
Marketing Manager/Management	0.00%	0
Business Unit GM or Executive	5.56%	5
Architect/Standards professional	22.22%	20
Other (please specify)	4.44%	4
TOTAL		90

Q2 What best describes the type of company you work for?

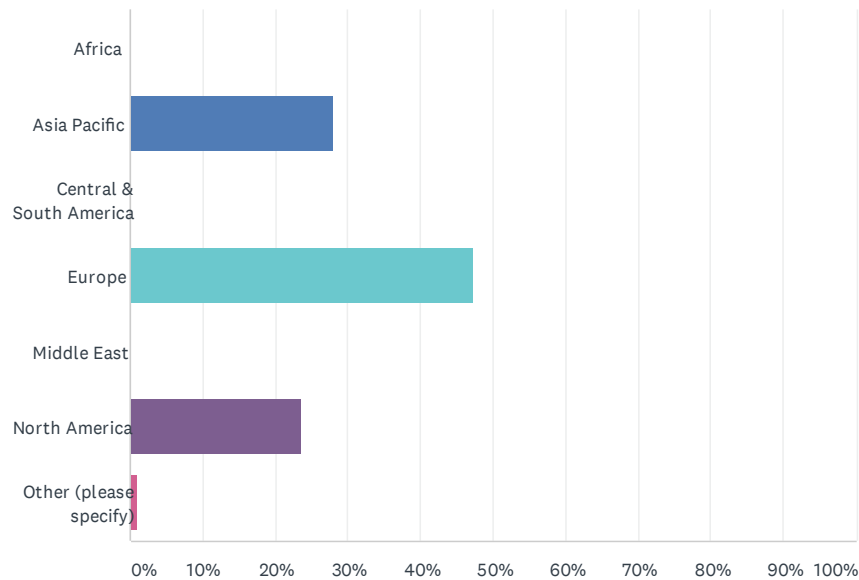
Answered: 90 Skipped: 0



ANSWER CHOICES	RESPONSES	
Network Service Provider	38.89%	35
Cloud Service Provider	3.33%	3
Enterprise End User	0.00%	0
Telecom Network Equipment provider	23.33%	21
Open Source Software Vendor	8.89%	8
Hardware: Switch or server vendor	3.33%	3
Hardware: Silicon/chip provider	1.11%	1
Application provider	4.44%	4
Consulting/Systems Integration	8.89%	8
Management/back office/orchestration software provider	1.11%	1
Other	6.67%	6
TOTAL		90

Q3 What geographic region do you do most of your work from?

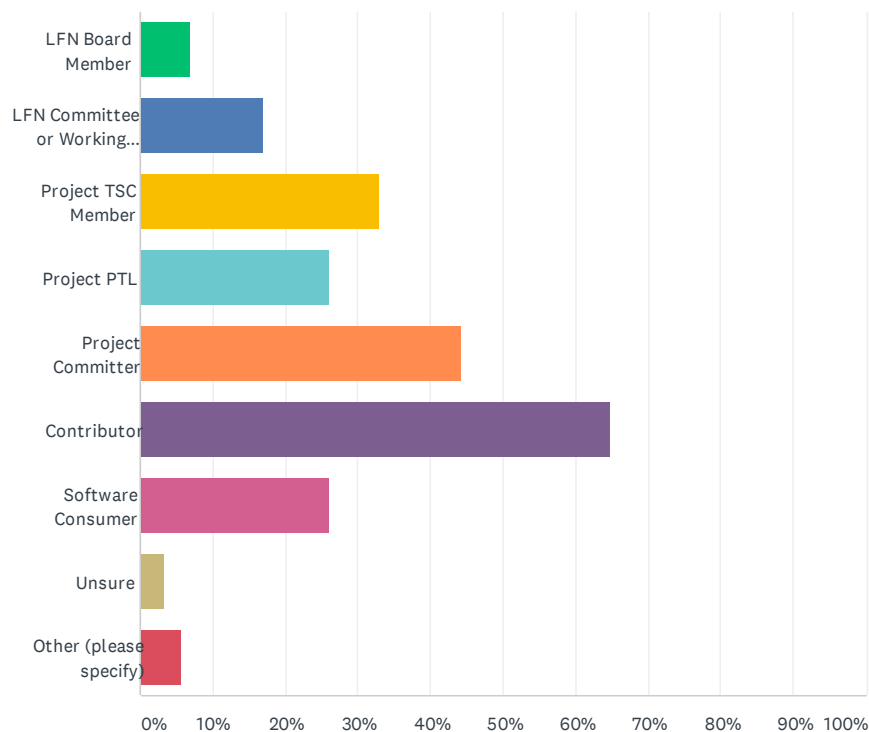
Answered: 89 Skipped: 1



ANSWER CHOICES	RESPONSES	
Africa	0.00%	0
Asia Pacific	28.09%	25
Central & South America	0.00%	0
Europe	47.19%	42
Middle East	0.00%	0
North America	23.60%	21
Other (please specify)	1.12%	1
TOTAL		89

Q4 What open source Project Role(s) in the context of Linux Foundation Networking (LFN) do you perform? (Select all that apply)

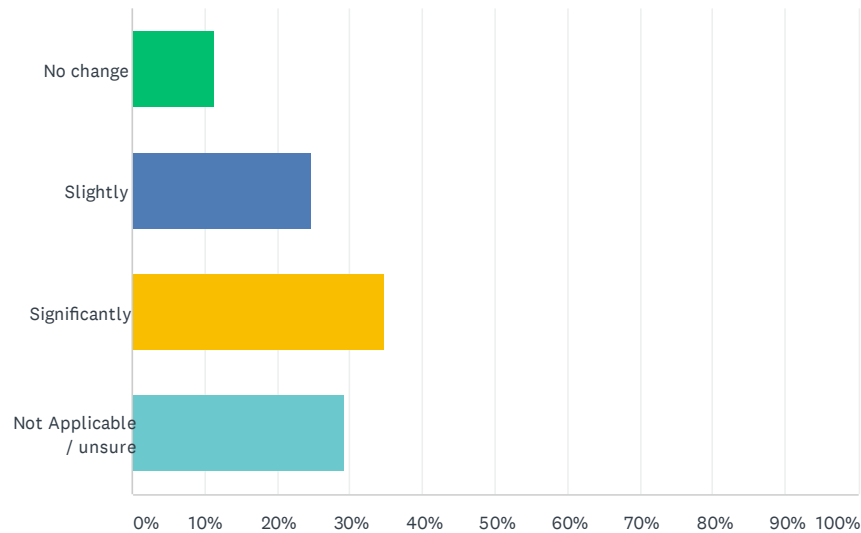
Answered: 88 Skipped: 2



ANSWER CHOICES	RESPONSES	
LFN Board Member	6.82%	6
LFN Committee or Working Group Member	17.05%	15
Project TSC Member	32.95%	29
Project PTL	26.14%	23
Project Committer	44.32%	39
Contributor	64.77%	57
Software Consumer	26.14%	23
Unsure	3.41%	3
Other (please specify)	5.68%	5
Total Respondents: 88		

Q5 Over the last couple years, LFN IT has focused on implementing self-service automation changes to the existing CI/CD platform and process, namely: self-service release management, committer promotion, and repo creation on several LFN projects. From your perspective, how much has this helped to improve project productivity?

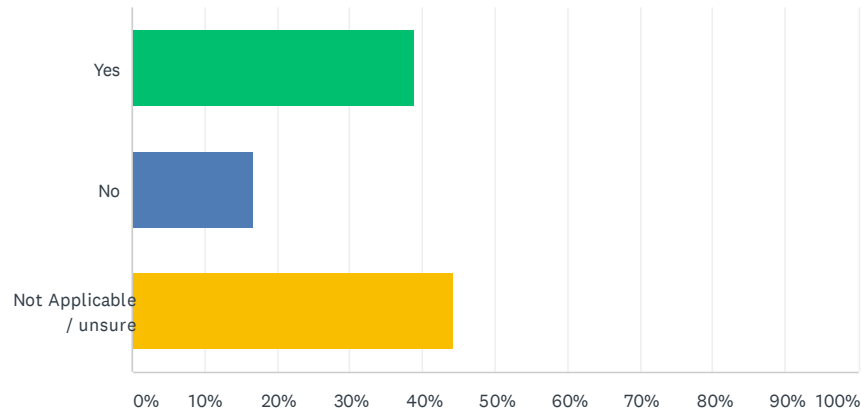
Answered: 89 Skipped: 1



ANSWER CHOICES	RESPONSES	
No change	11.24%	10
Slightly	24.72%	22
Significantly	34.83%	31
Not Applicable / unsure	29.21%	26
TOTAL		89

Q6 Each month LF IT posts the status and statistics for project support on the Technical Advisory Council (TAC) TAC Wiki. Has this level of transparency and communication been useful?

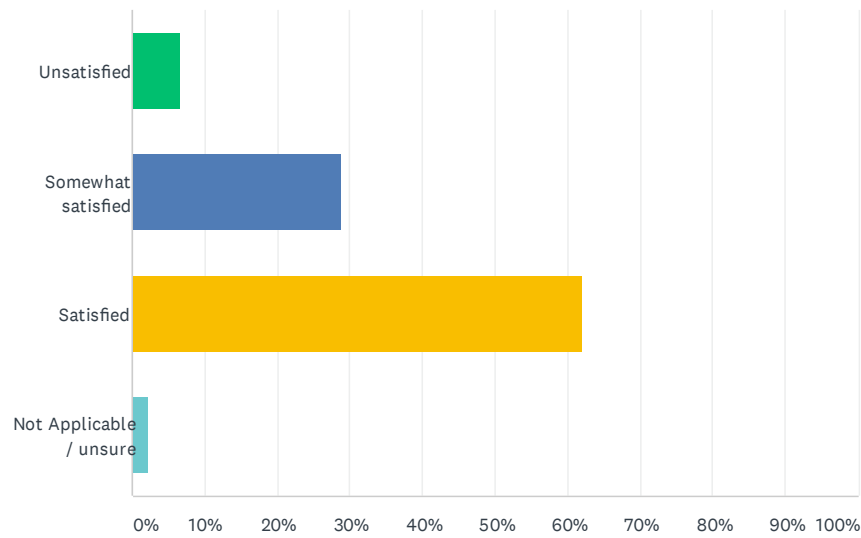
Answered: 90 Skipped: 0



ANSWER CHOICES	RESPONSES	
Yes	38.89%	35
No	16.67%	15
Not Applicable / unsure	44.44%	40
TOTAL		90

Q7 What is your level of satisfaction with the use of standard LFN collaboration tools (e.g. JIRA, Confluence, groups.io)?

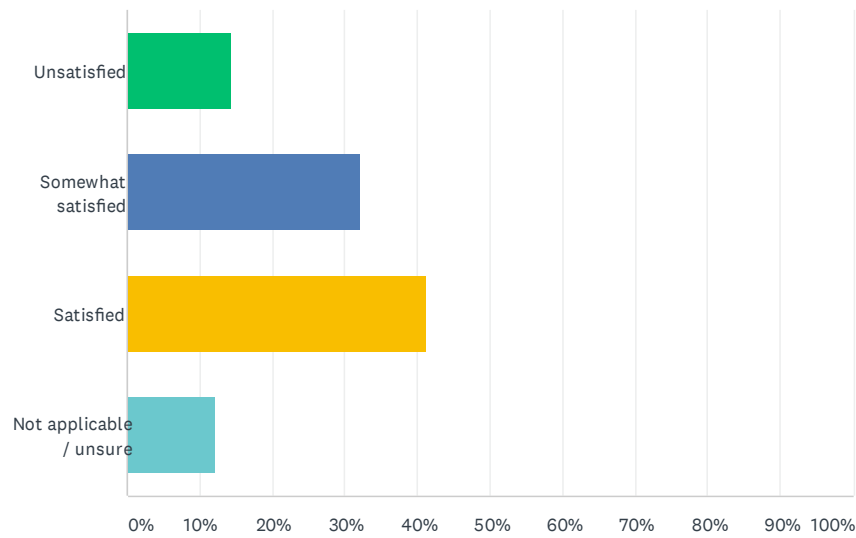
Answered: 90 Skipped: 0



ANSWER CHOICES	RESPONSES	
Unsatisfied	6.67%	6
Somewhat satisfied	28.89%	26
Satisfied	62.22%	56
Not Applicable / unsure	2.22%	2
TOTAL		90

Q8 What is your level of satisfaction with the use of chat tools in your project (e.g. IRC, slack)?

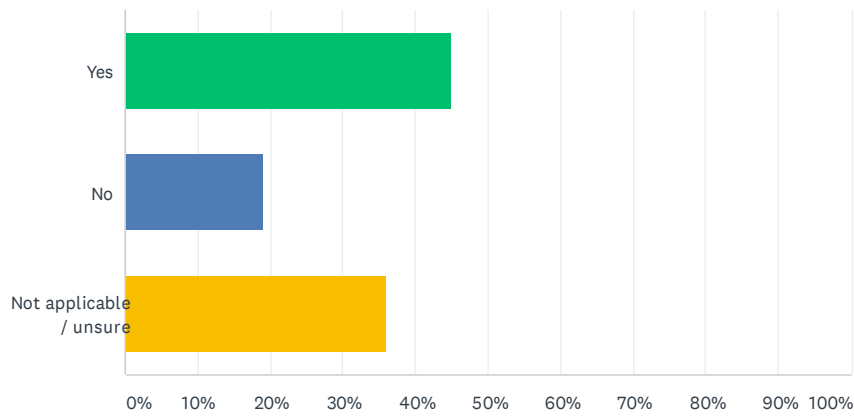
Answered: 90 Skipped: 0



ANSWER CHOICES	RESPONSES	
Unsatisfied	14.44%	13
Somewhat satisfied	32.22%	29
Satisfied	41.11%	37
Not applicable / unsure	12.22%	11
TOTAL		90

Q9 Would your project be interested in using a new, open source, LF hosted chat tool for your project(s)?

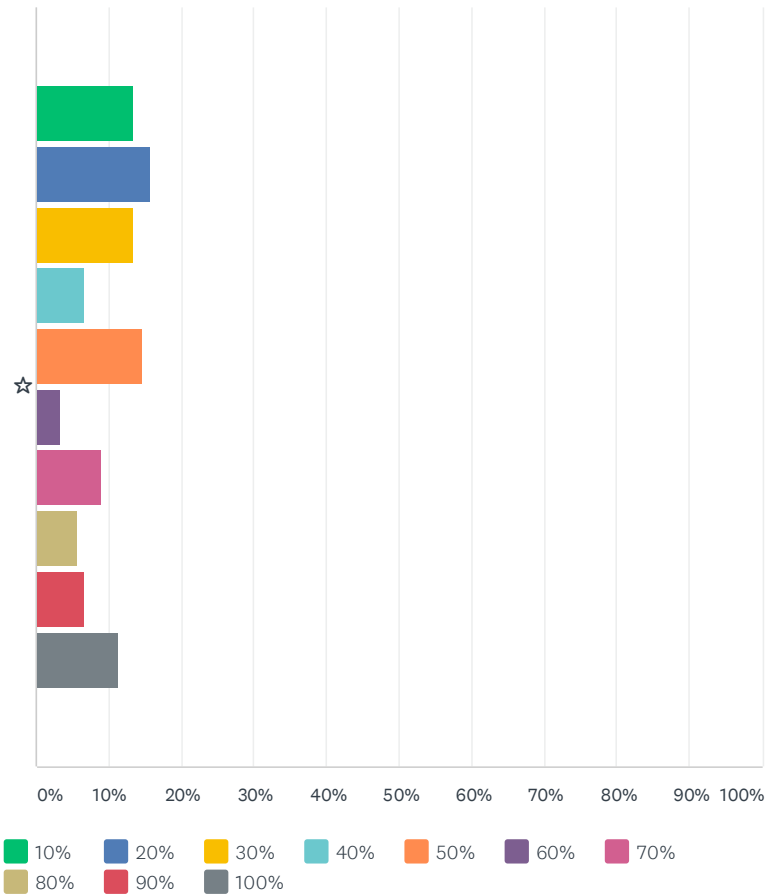
Answered: 89 Skipped: 1



ANSWER CHOICES	RESPONSES	
Yes	44.94%	40
No	19.10%	17
Not applicable / unsure	35.96%	32
TOTAL		89

Q10 In a typical week, what percentage of your time do you spend working in the open source community (up-stream) versus working internally on company specific initiatives?

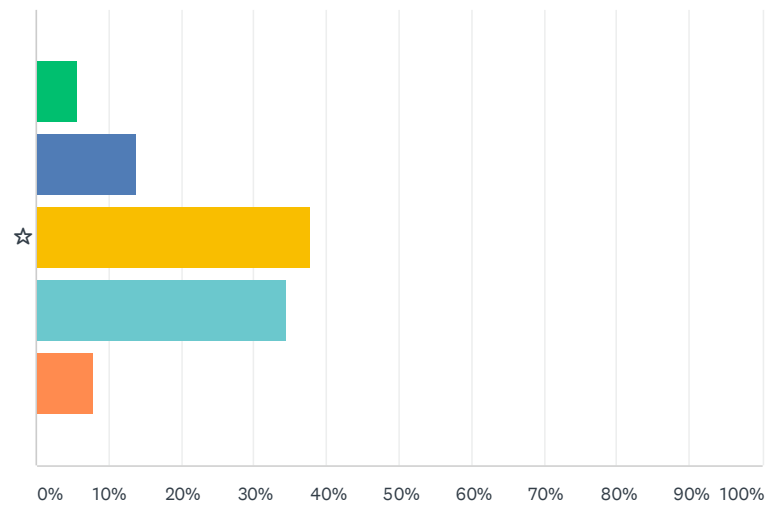
Answered: 89 Skipped: 1



	10%	20%	30%	40%	50%	60%	70%	80%	90%	100%	TOTAL	WEIGHTED AVERAGE
☆	13.48% 12	15.73% 14	13.48% 12	6.74% 6	14.61% 13	3.37% 3	8.99% 8	5.62% 5	6.74% 6	11.24% 10	89	4.87

Q11 Satisfaction: What is your feeling with respect to your overall experience with the LFN projects with which you engage?

Answered: 87 Skipped: 3

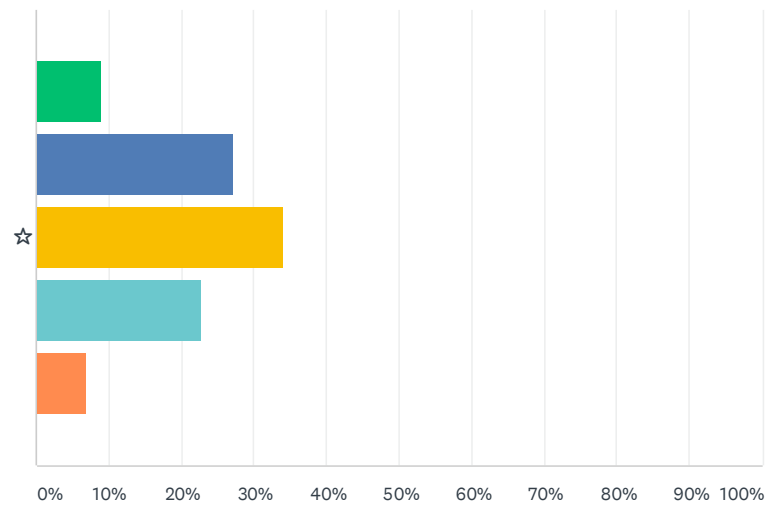


■ Did not meet expectations
 ■ Met few expectations
 ■ Met most expectations
 ■ Met expectations
 ■ Exceeded expectations

	DID NOT MEET EXPECTATIONS	MET FEW EXPECTATIONS	MET MOST EXPECTATIONS	MET EXPECTATIONS	EXCEEDED EXPECTATIONS	TOTAL	WEIGHTED AVERAGE
☆	5.75%	13.79%	37.93%	34.48%	8.05%	87	3.25
	5	12	33	30	7		

Q12 How well does LFN foster cross-project collaboration within the LFN Umbrella?

Answered: 88 Skipped: 2

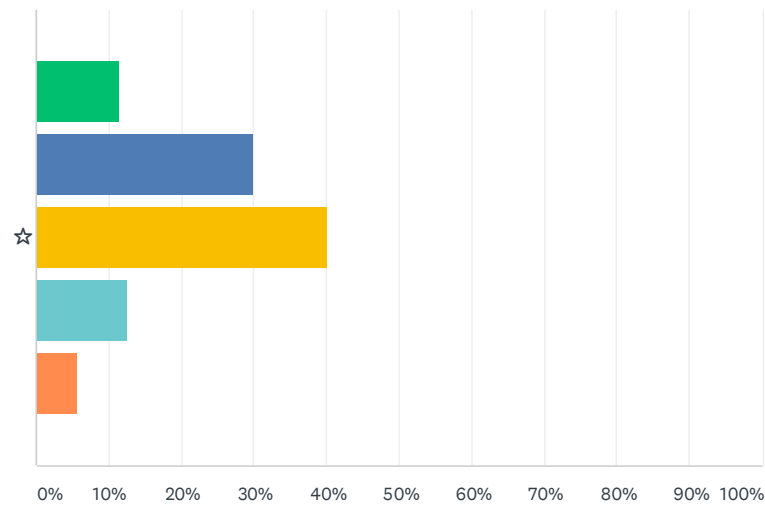


■ Did not meet expectations
 ■ Met few expectations
 ■ Met most expectations
 ■ Met expectations
 ■ Exceeded expectations

	DID NOT MEET EXPECTATIONS	MET FEW EXPECTATIONS	MET MOST EXPECTATIONS	MET EXPECTATIONS	EXCEEDED EXPECTATIONS	TOTAL	WEIGHTED AVERAGE
☆	9.09%	27.27%	34.09%	22.73%	6.82%	88	2.91
	8	24	30	20	6		

Q13 How well does LFN foster cross-project collaboration with other open source projects (outside the LFN umbrella)?

Answered: 87 Skipped: 3

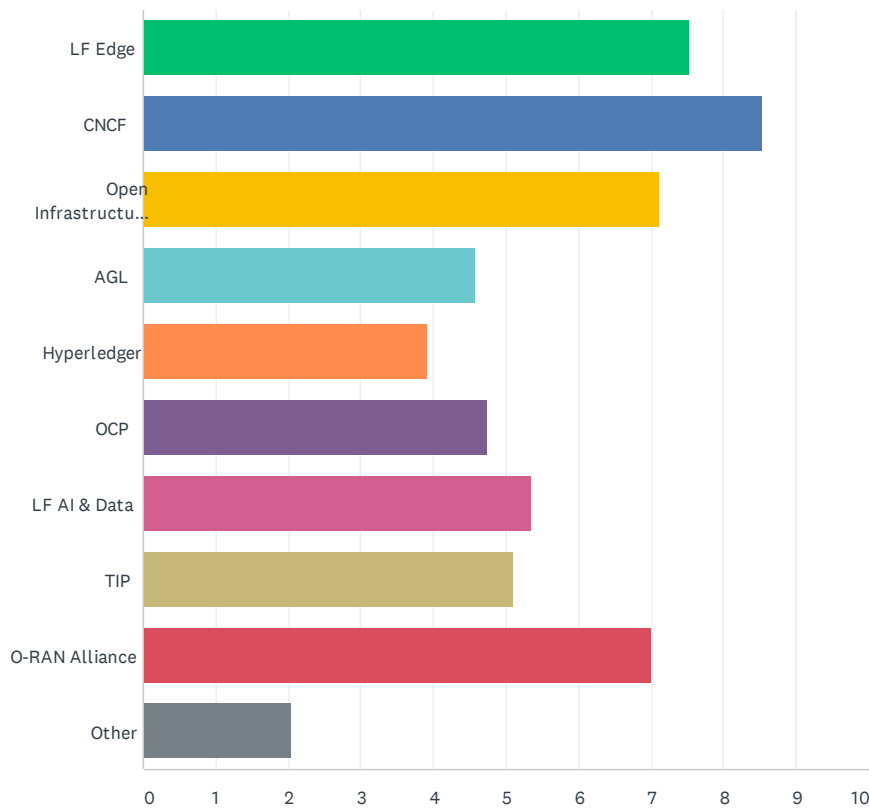


■ Did not meet expectations
 ■ Met few expectations
 ■ Met most expectations
 ■ Met expectations
 ■ Exceeded expectations

	DID NOT MEET EXPECTATIONS	MET FEW EXPECTATIONS	MET MOST EXPECTATIONS	MET EXPECTATIONS	EXCEEDED EXPECTATIONS	TOTAL	WEIGHTED AVERAGE
☆	11.49%	29.89%	40.23%	12.64%	5.75%	87	2.71
	10	26	35	11	5		

Q14 Which adjacent open source communities would you most like LFN to collaborate with?

Answered: 84 Skipped: 6



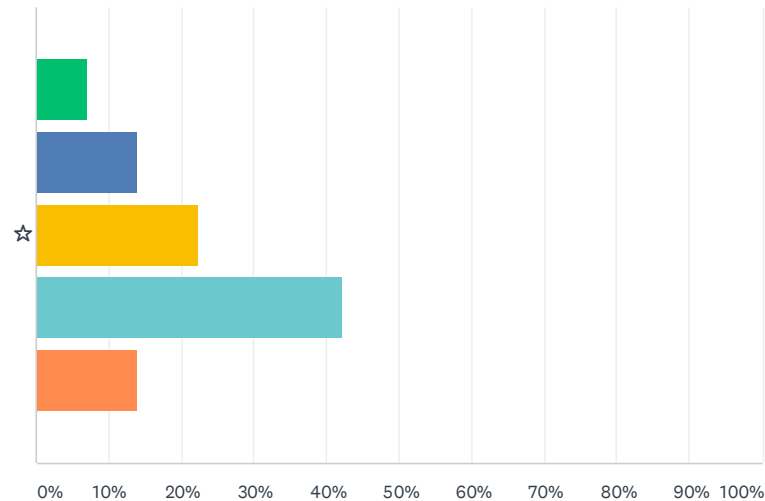
	1	2	3	4	5	6	7	8	9	10	TOTAL	SCORE
LF Edge	7.94% 5	34.92% 22	19.05% 12	15.87% 10	7.94% 5	6.35% 4	1.59% 1	1.59% 1	1.59% 1	3.17% 2	63	7.54
CNCF	40.28% 29	26.39% 19	15.28% 11	6.94% 5	2.78% 2	2.78% 2	0.00% 0	2.78% 2	1.39% 1	1.39% 1	72	8.54
Open Infrastructure Foundation	14.06% 9	9.38% 6	20.31% 13	23.44% 15	10.94% 7	10.94% 7	7.81% 5	1.56% 1	1.56% 1	0.00% 0	64	7.11
AGL	0.00% 0	2.00% 1	0.00% 0	8.00% 4	30.00% 15	10.00% 5	12.00% 6	30.00% 15	8.00% 4	0.00% 0	50	4.58
Hyperledger	0.00% 0	0.00% 0	2.04% 1	6.12% 3	12.24% 6	20.41% 10	14.29% 7	14.29% 7	26.53% 13	4.08% 2	49	3.92
OCP	0.00% 0	3.77% 2	9.43% 5	1.89% 1	11.32% 6	20.75% 11	32.08% 17	15.09% 8	1.89% 1	3.77% 2	53	4.75
LF AI & Data	3.45% 2	3.45% 2	15.52% 9	10.34% 6	18.97% 11	12.07% 7	8.62% 5	13.79% 8	10.34% 6	3.45% 2	58	5.36
TIP	5.26% 3	10.53% 6	7.02% 4	14.04% 8	5.26% 3	8.77% 5	12.28% 7	10.53% 6	26.32% 15	0.00% 0	57	5.11
O-RAN Alliance	32.89% 25	13.16% 10	13.16% 10	7.89% 6	5.26% 4	0.00% 0	2.63% 2	6.58% 5	11.84% 9	6.58% 5	76	7.00
Other	3.85% 2	1.92% 1	1.92% 1	1.92% 1	0.00% 0	3.85% 2	1.92% 1	1.92% 1	3.85% 2	78.85% 41	52	2.04

Q15 What actions would be most beneficial to improve collaboration between LFN projects and those outside the LFN umbrella?

Answered: 47 Skipped: 43

Q16 Open Source Governance: Do you feel that the LFN staff provided expert and timely guidance regarding the governance and processes used in your project?

Answered: 85 Skipped: 5

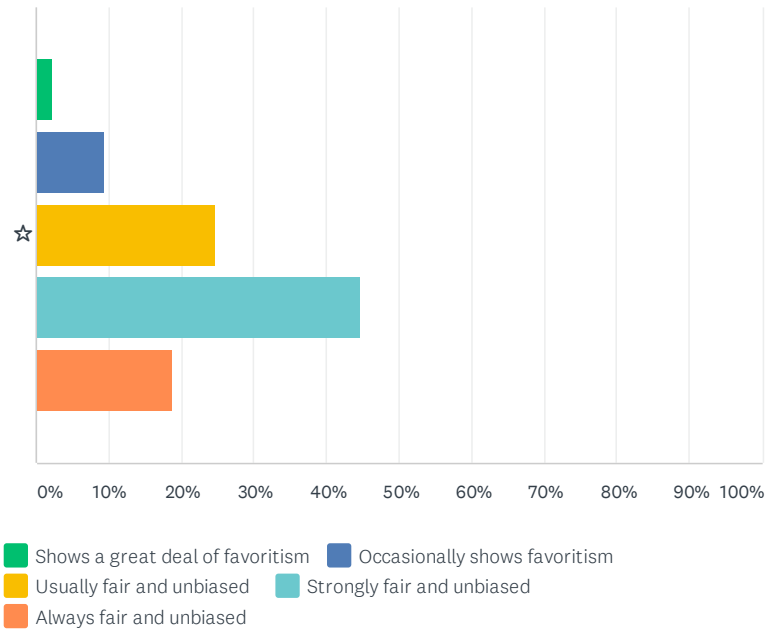


■ Did not meet expectations
 ■ Met few expectations
 ■ Met most expectations
 ■ Met expectations
 ■ Exceeded expectations

	DID NOT MEET EXPECTATIONS	MET FEW EXPECTATIONS	MET MOST EXPECTATIONS	MET EXPECTATIONS	EXCEEDED EXPECTATIONS	TOTAL	WEIGHTED AVERAGE
☆	7.06% 6	14.12% 12	22.35% 19	42.35% 36	14.12% 12	85	3.42

Q17 Open Source Governance: Do you feel that LFN takes a fair and unbiased approach to assisting the community with their governance and process issues?

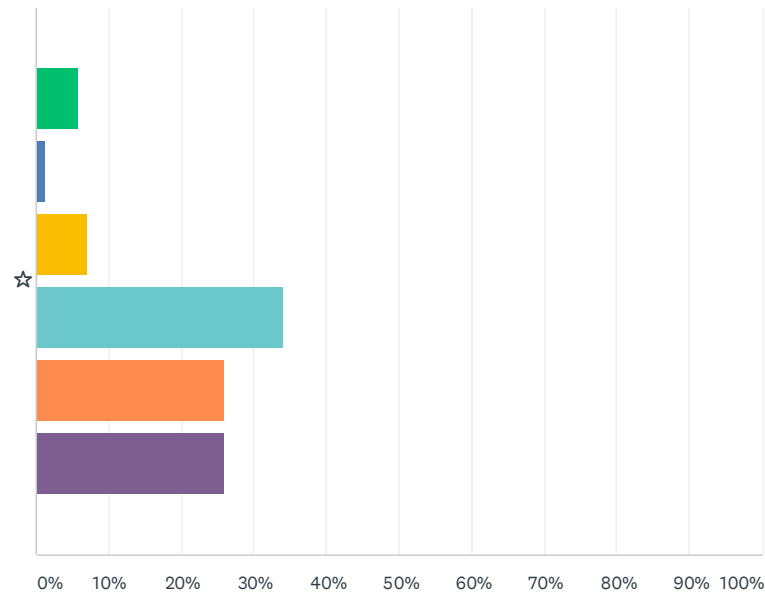
Answered: 85 Skipped: 5



	SHOWS A GREAT DEAL OF FAVORITISM	OCCASIONALLY SHOWS FAVORITISM	USUALLY FAIR AND UNBIASED	STRONGLY FAIR AND UNBIASED	ALWAYS FAIR AND UNBIASED	TOTAL	WEIGHTED AVERAGE
☆	2.35% 2	9.41% 8	24.71% 21	44.71% 38	18.82% 16	85	3.68

Q18 How effective was the Technical Program Manager (TPM) assigned to your project with respect to sharing information and resolving issues?

Answered: 85 Skipped: 5

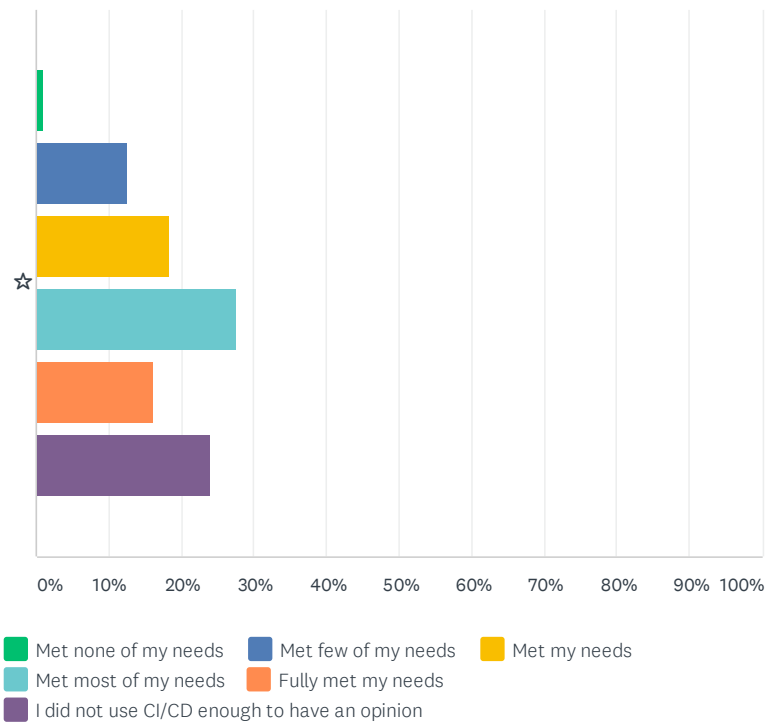


■ Rarely
 ■ Occasionally
 ■ Some of the time
 ■ Most of the time
 ■ All of the time
 ■ Unsure / Did not interact with TPM

	RARELY	OCCASIONALLY	SOME OF THE TIME	MOST OF THE TIME	ALL OF THE TIME	UNSURE / DID NOT INTERACT WITH TPM	TOTAL	WEIGHTED AVERAGE
☆	5.88%	1.18%	7.06%	34.12%	25.88%	25.88%	85	3.98
	5	1	6	29	22	22		

Q19 Infrastructure overall: Does the CI/CD system (build and test) meet your needs?

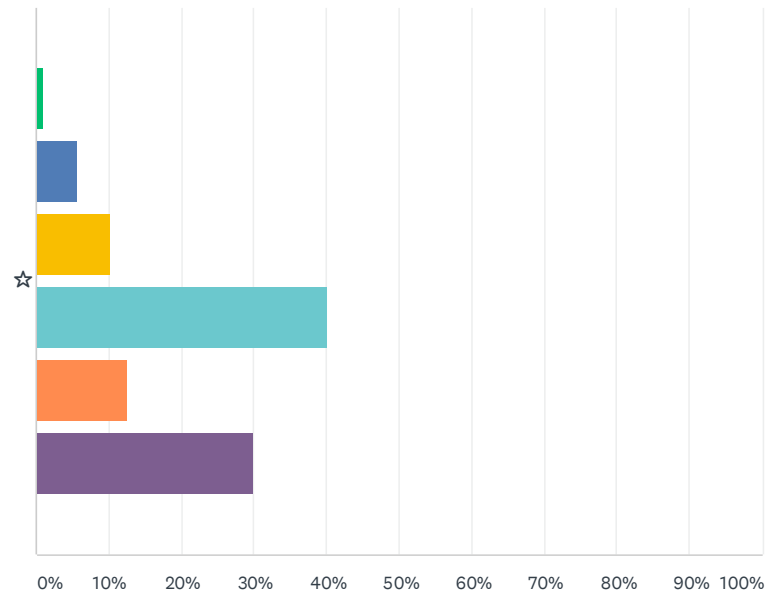
Answered: 87 Skipped: 3



	MET NONE OF MY NEEDS	MET FEW OF MY NEEDS	MET MY NEEDS	MET MOST OF MY NEEDS	FULLY MET MY NEEDS	I DID NOT USE CI/CD ENOUGH TO HAVE AN OPINION	TOTAL	WEIGHTED AVERAGE
☆	1.15%	12.64%	18.39%	27.59%	16.09%	24.14%	87	3.59
	1	11	16	24	14	21		

Q20 Infra: Availability: Is the CI/CD system available and operating properly when you need it?

Answered: 87 Skipped: 3

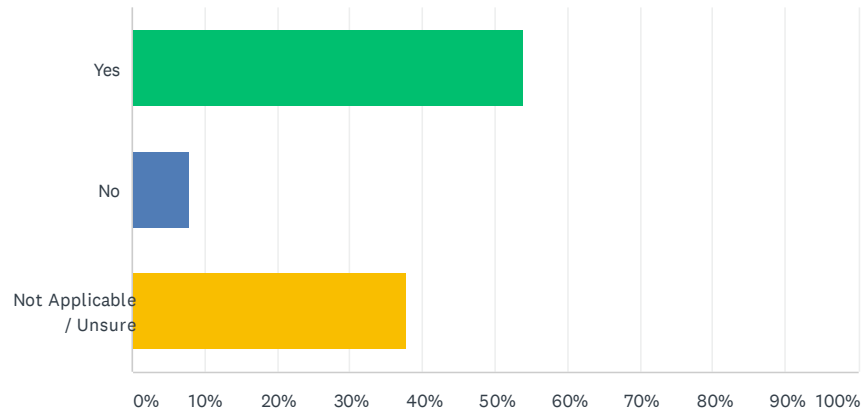


■ Rarely
 ■ Occasionally
 ■ Some of the time
 ■ Most of the time
 ■ All of the time
 ■ I did not use CI/CD enough to have an opinion

	RARELY	OCCASIONALLY	SOME OF THE TIME	MOST OF THE TIME	ALL OF THE TIME	I DID NOT USE CI/CD ENOUGH TO HAVE AN OPINION	TOTAL	WEIGHTED AVERAGE
☆	1.15% 1	5.75% 5	10.34% 9	40.23% 35	12.64% 11	29.89% 26	87	3.82

Q21 Infra: Would your project be interested in new SaaS CI/CD tools (e.g. GitHub Actions, Gitlab CI) and do you feel these platforms would improve the developer experience for the project?"

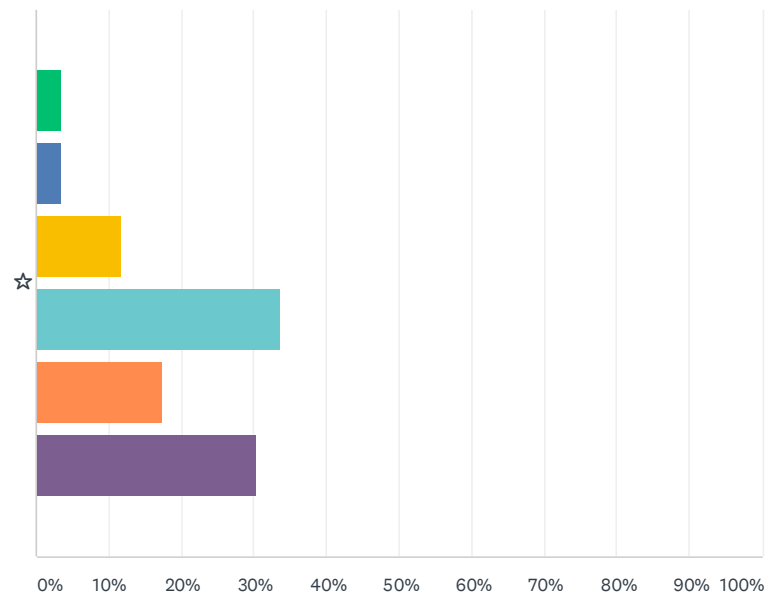
Answered: 87 Skipped: 3



ANSWER CHOICES	RESPONSES	
Yes	54.02%	47
No	8.05%	7
Not Applicable / Unsure	37.93%	33
TOTAL		87

Q22 Infra support: Are tickets/issues submitted to helpdesk/JIRA resolved in a timely manner?

Answered: 86 Skipped: 4

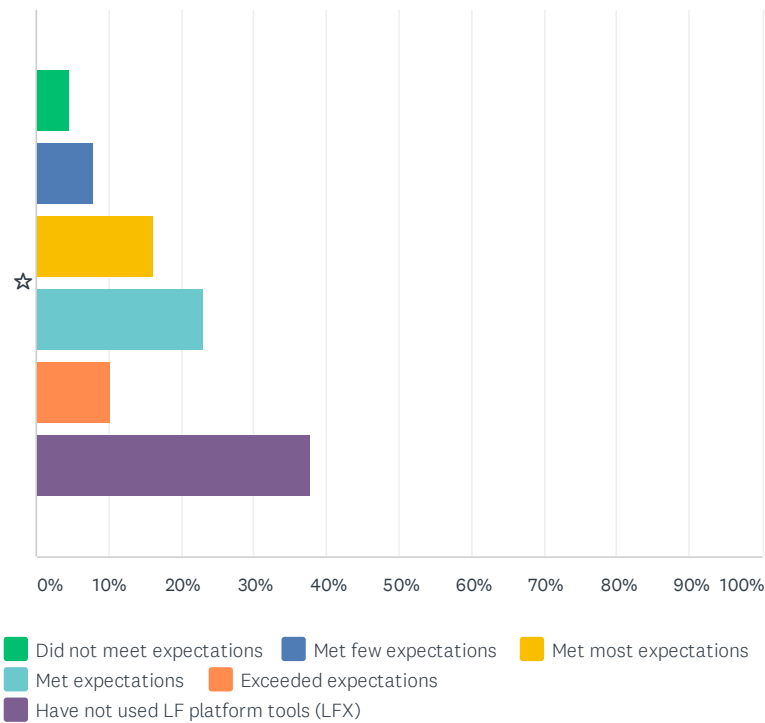


■ Rarely
 ■ Occasionally
 ■ Some of the time
 ■ Most of the time
 ■ All of the time
 ■ Unsure / Did not submit any tickets/issues

	RARELY	OCCASIONALLY	SOME OF THE TIME	MOST OF THE TIME	ALL OF THE TIME	UNSURE / DID NOT SUBMIT ANY TICKETS/ISSUES	TOTAL	WEIGHTED AVERAGE
☆	3.49% 3	3.49% 3	11.63% 10	33.72% 29	17.44% 15	30.23% 26	86	3.83

Q23 What is your level of satisfaction with LF platform tools (LFX): Insights, Mentorship, EasyCLA, Crowdfunding?

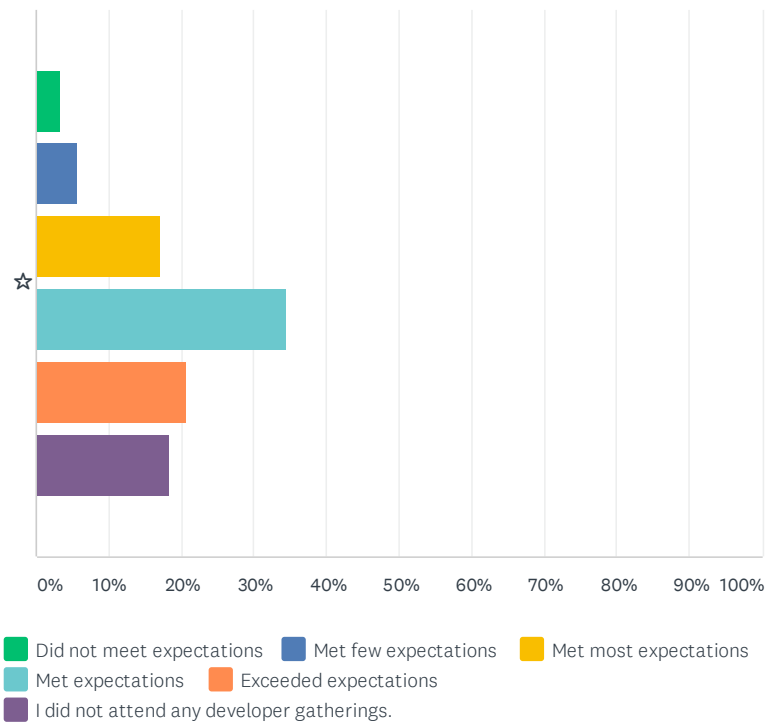
Answered: 87 Skipped: 3



	DID NOT MEET EXPECTATIONS	MET FEW EXPECTATIONS	MET MOST EXPECTATIONS	MET EXPECTATIONS	EXCEEDED EXPECTATIONS	HAVE NOT USED LF PLATFORM TOOLS (LFX)	TOTAL	WEIGHTED AVERAGE
☆	4.60% 4	8.05% 7	16.09% 14	22.99% 20	10.34% 9	37.93% 33	87	3.43

Q24 Developer Gatherings (LFN Developer & Testing Forums): Have you been satisfied with the quarterly developer gatherings that you attended?

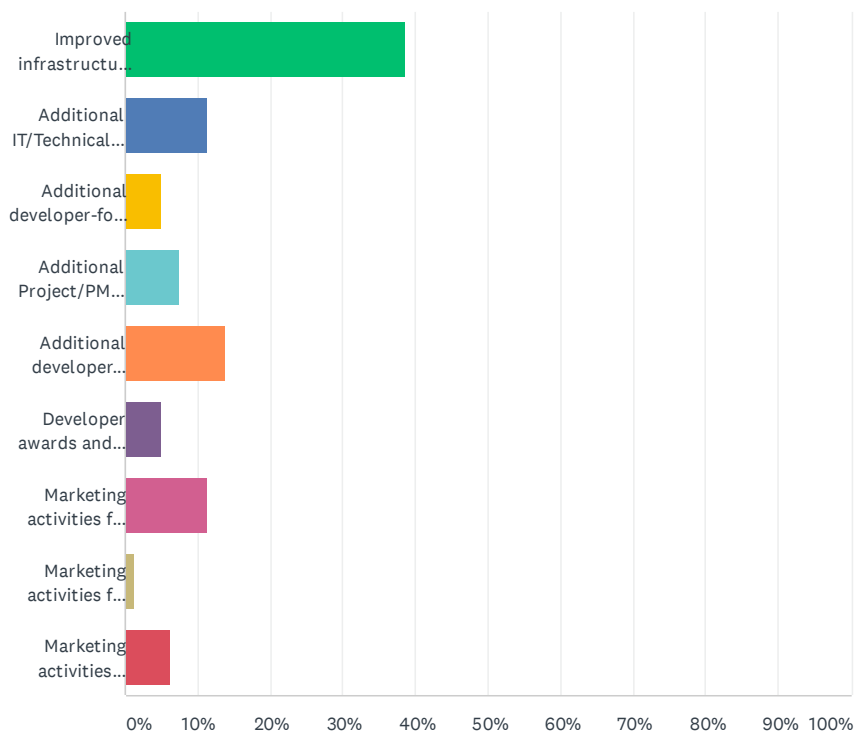
Answered: 87 Skipped: 3



	DID NOT MEET EXPECTATIONS	MET FEW EXPECTATIONS	MET MOST EXPECTATIONS	MET EXPECTATIONS	EXCEEDED EXPECTATIONS	I DID NOT ATTEND ANY DEVELOPER GATHERINGS.	TOTAL
☆	3.45% 3	5.75% 5	17.24% 15	34.48% 30	20.69% 18	18.39% 16	87

Q25 If the decision were yours alone, what is the single area would you allocate more LFN budget to?

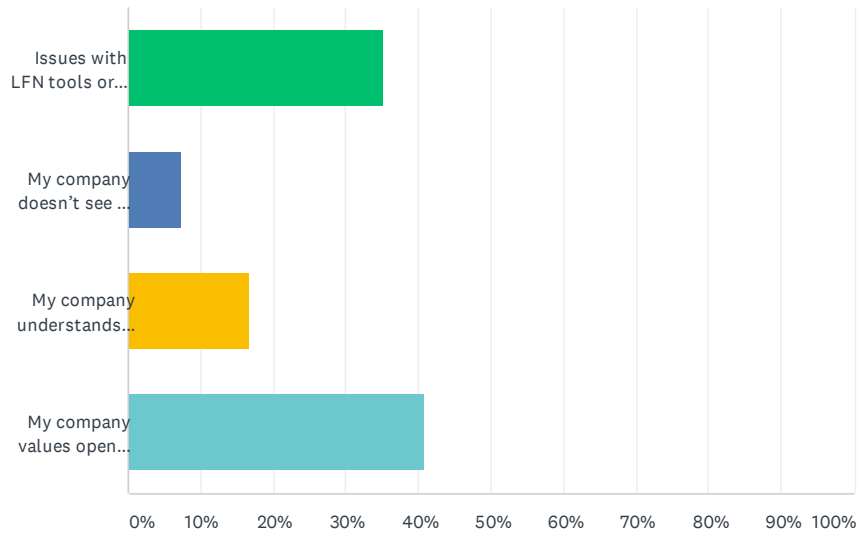
Answered: 80 Skipped: 10



ANSWER CHOICES	RESPONSES	
Improved infrastructure / development tools	38.75%	31
Additional IT/Technical support staff	11.25%	9
Additional developer-focused marketing	5.00%	4
Additional Project/PM staff	7.50%	6
Additional developer gatherings	13.75%	11
Developer awards and recognition	5.00%	4
Marketing activities for the project with which I am primarily affiliated	11.25%	9
Marketing activities for all LFN projects	1.25%	1
Marketing activities focused on end users	6.25%	5
TOTAL		80

Q26 What is your biggest challenge to increased LFN engagement?

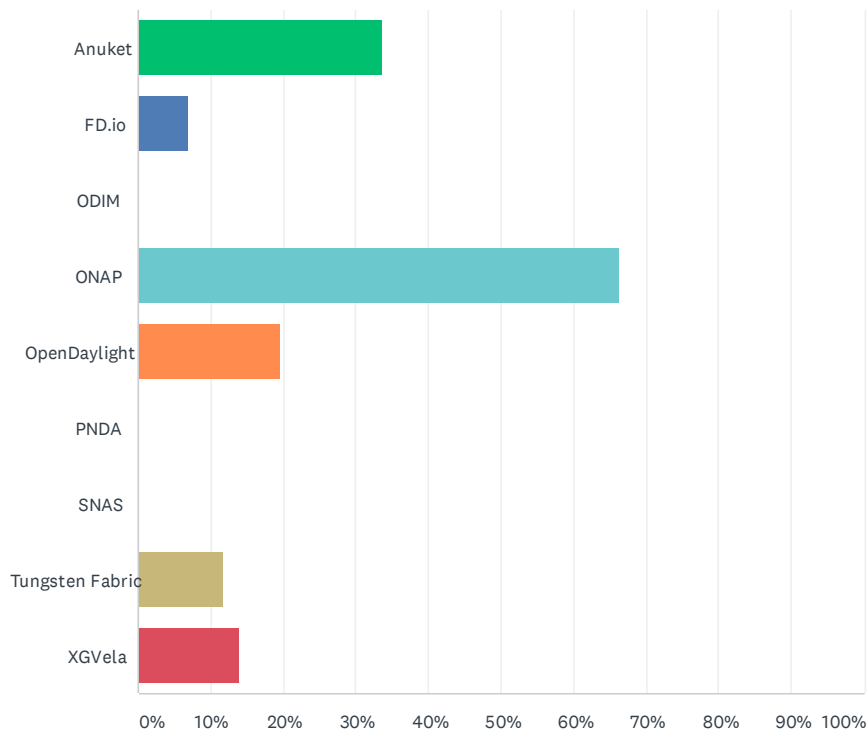
Answered: 54 Skipped: 36



ANSWER CHOICES	RESPONSES	
Issues with LFN tools or processes	35.19%	19
My company doesn't see the value in open source engagement	7.41%	4
My company understands engagement, but my direct management chain does not value open source participation	16.67%	9
My company values open source participation, but LFN participation is not aligned with our business focus	40.74%	22
TOTAL		54

Q27 With which LFN Projects are you actively engaged (select all that apply)?

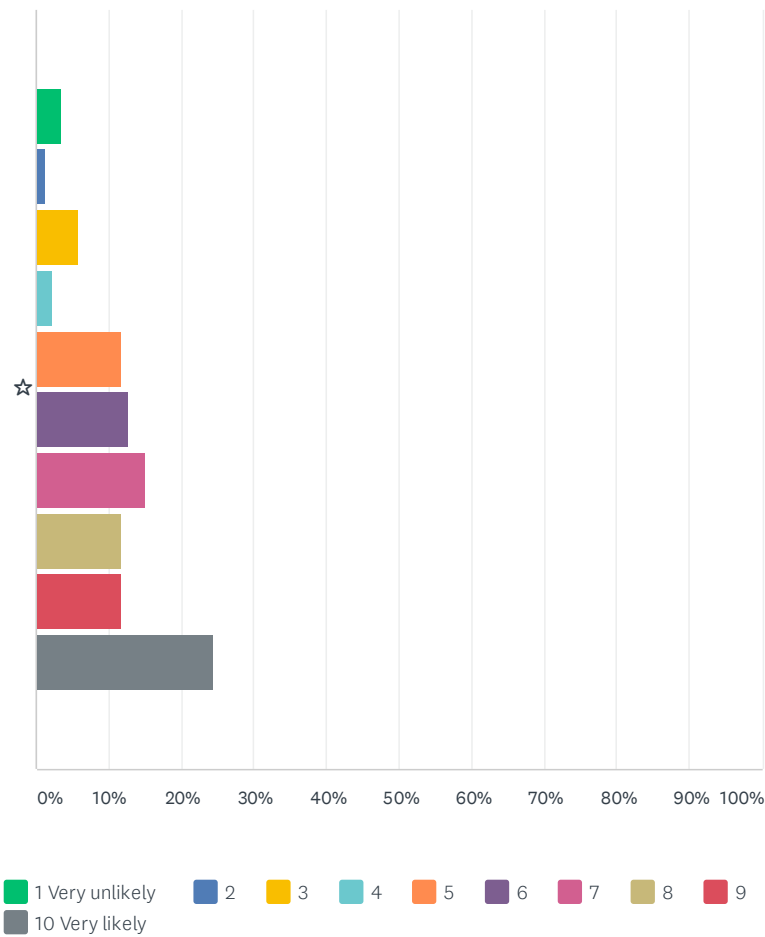
Answered: 86 Skipped: 4



ANSWER CHOICES	RESPONSES	
Anuket	33.72%	29
FD.io	6.98%	6
ODIM	0.00%	0
ONAP	66.28%	57
OpenDaylight	19.77%	17
PNDA	0.00%	0
SNAS	0.00%	0
Tungsten Fabric	11.63%	10
XGVela	13.95%	12
Total Respondents: 86		

Q28 How likely are you to recommend a new open source initiative be hosted at the Linux Foundation?

Answered: 86 Skipped: 4



	1 VERY UNLIKELY	2	3	4	5	6	7	8	9	10 VERY LIKELY	TOTAL	WEIGHTED AVERAGE
☆	3.49% 3	1.16% 1	5.81% 5	2.33% 2	11.63% 10	12.79% 11	15.12% 13	11.63% 10	11.63% 10	24.42% 21	86	7.15

Q29 Anything else that you would like to tell us?

Answered: 25 Skipped: 65