

# Common NFVI Telco Taskforce

## *Onboarding Tutorial*

CNTT F2F Workshop

LFN DDF, Prague, Czech Republic

Jan. 13<sup>th</sup> – 16<sup>th</sup>, 2020

 THE **LINUX** FOUNDATION



# CNTT | Table of Contents

- Who We Are
- Participant Onboarding
- Getting Started
- General Information
- Agreement To Terms
- Join Community
- Ongoing Engagement

 THE **LINUX** FOUNDATION



# CNTT | Who We Are

1

Getting Started


## CNTT COMMUNITY




# CNTT | Participant Onboarding




**Getting Started**




**Info Packet**



**Automatic Agreement to Terms**



**Join Community**



**Engage!**

Welcome

FAQs

Information to Join Community

Information Packet

CNTT Overview

Legal Terms and Conditions

How To's

Distribution lists, meeting info, events.

Tools

Communicate responsibilities to participate in CNTT.

Legal Terms and Conditions

CNTT WS lead sends confirmation of registration

Assigned mentor

Contribute!

Support and Admin



# CNTT | Welcome To The CNTT Community



## Getting Started

The following information is provided in this packet to help you get onboarded to CNTT as a contributing member.

1. An overview of CNTT
2. Legal Terms and Conditions
3. How to get engaged and begin contributing (what to do, who to contact, when to meet, tools, etc.)

# CNTT | Onboarding FAQs



## Info Packet

**How long will it take to review the info packet?** The basic onboarding info packet review will take approximately 1 hour of your time, initially. After that, your consistent engagement and contributions are based on your own commitment.

**What will I learn about during onboarding process?** You'll get an overview of the scope of CNTT and the underlying technologies, solutions, development status and roadmaps. Additionally, you'll be made aware of participant responsibilities and legal obligations. Finally, you'll be provided with support and logistical information you'll need to get fully engaged with the CNTT developer community.

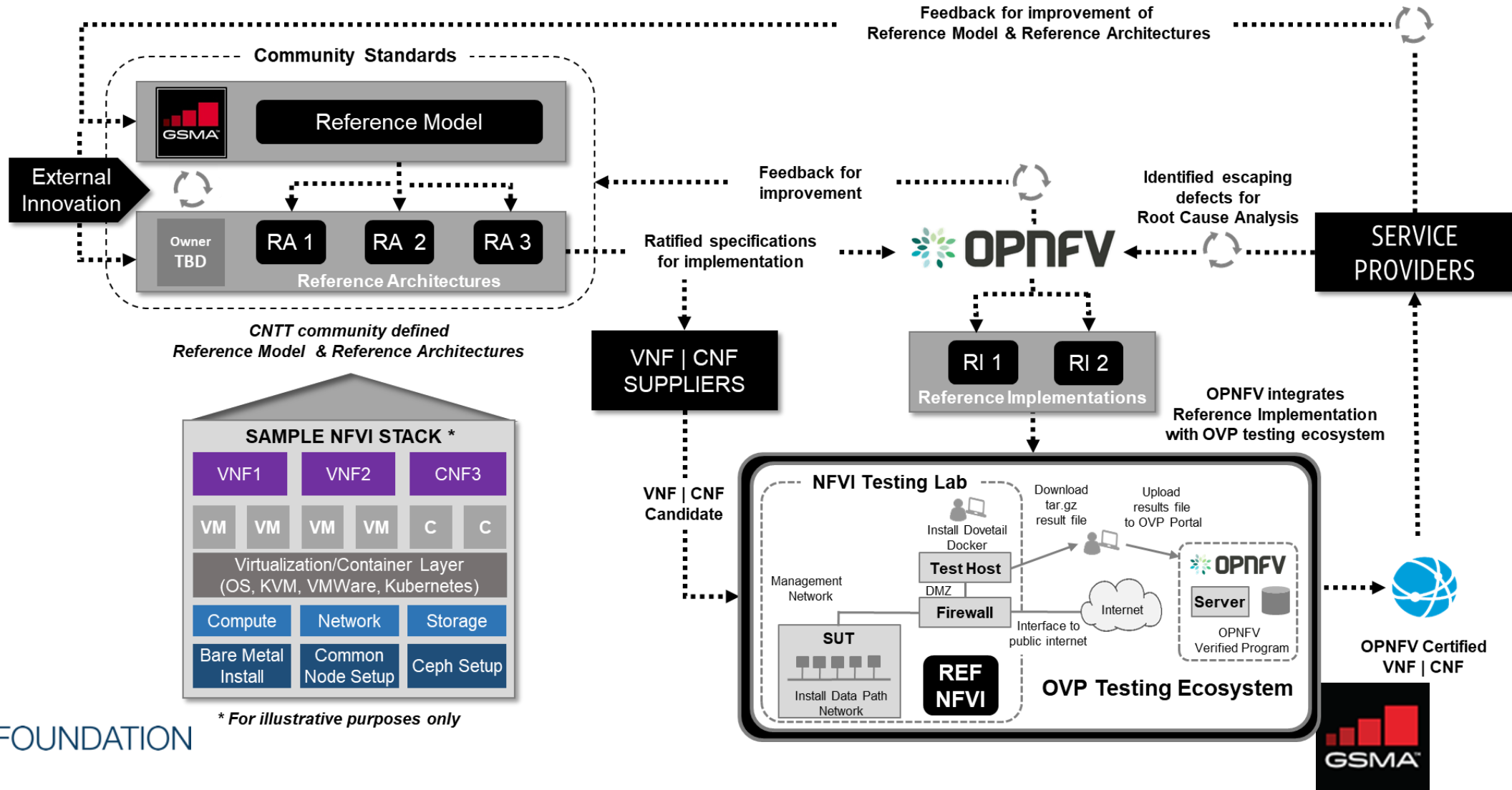
**What help will I get throughout the onboarding process?** During the onboarding process members are supported by the CNTT onboarding team members: [\(see Slide 18\)](#) indicated in your "Getting Started" email. Onboarding members are welcomed to reach out for assistance any time during the onboarding process.

**What happens once I get onboarded?** Once you have reviewed the CNTT onboarding information and have agreed to the prerequisite terms and agreements associated with participating and contributing to the Task Force, and you have completed onboarding and now it will be your opportunity to join desired work streams. For an initial period after onboarding, you will be assigned a volunteer mentor from the Task Force to help you get up to speed and contributing quickly.

# CNTT | Common NFVI Lifecycle Framework

2

Info Packet



# CNTT | Initiative Characteristics



Info  
Packet

## Scope

- Define an NFVI Reference Model and a finite set of NFVI Reference Architectures based on the Reference Model.
- Establish an VNF | CNF implementation & certification ecosystem
- Leverage Linux Foundation Verification and Open Source Projects

## Benefits

- Enables of delivery of VNFs | CNFs to market efficiently and effectively.
- Lowers VNF | CNF on-boarding costs
- Accelerates innovation and time to market of next-generation cloud-native services.

## Key Components

- Fully open-sourced structure, approach, and solutions
- Governance & Technology workstreams
- Close coordination and collaboration with LFN, OPNFV, OVP, and CNCF open-source organizations
- Continuous improvement and lifecycle management

## Metrics (Examples)

- Content contributions by Company
- Content contributions by Individual
- # of Labs
- # of Badges Issued
- # of SP Adoptions



# CNTT | Reference Model (RM), Reference Architectures (RA)



Info  
Packet

## Core Tenets

To understand the work being done to lead the industry to adopt Common NFVI standard Reference Model and Reference Architectures, one needs to first understand the two core tenets underlying all efforts to develop the Reference Model and Reference Architectures. That is...

1. **VNF abstraction as a goal requires the VNF to not be particularly dependent on NFVI.**
2. **The realization of value delivered into the VNF supply chain is dependent upon the ability of the CNTT community to coalesce on a Common [Reference Model](#) and discrete number of [Reference Architectures](#).**

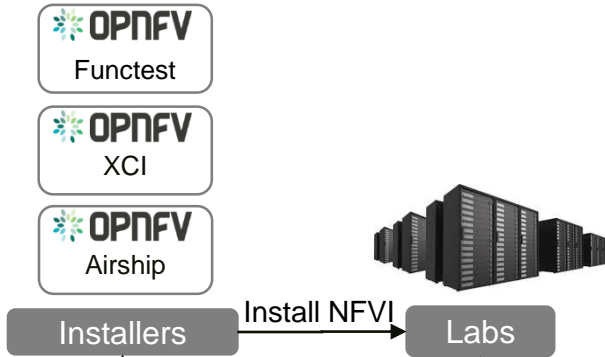
Therefore, the entire CNTT approach is rooted in and built upon the tenets as core beliefs.

# CNTT | Reference Implementations (RI)

2

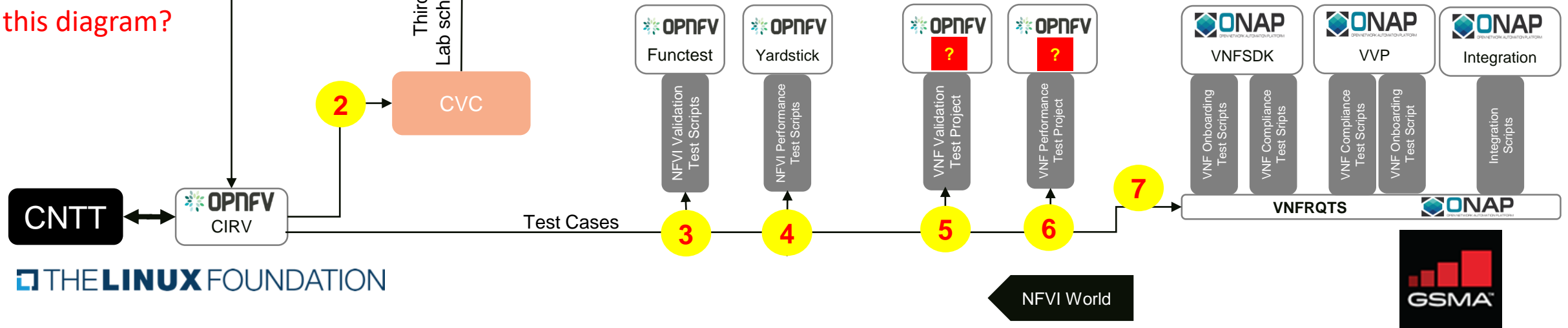
Info Packet

For demonstration purposes.



Does ONAP need to be on this diagram?

- 1 Generate Installer Specs for NFVI required state based on Ref A, Ref M.
- 2 Align with CVC for Lab requirements (HW Specs) and OVP releases.
- 3 Spec, Create, and Accelerate development of Test Cases and Scripts for **NFVI Validation**.
- 4 Spec, Create, and Accelerate development of Test Cases and Scripts for **NFVI Performance**.
- 5 Req, Spec, Create, and Accelerate development of Test Cases and Scripts for **VNF Validation**.
- 6 Spec, Create, and Accelerate development of Test Cases and Scripts for **VNF Performance**.
- 7 Feeding in Requirement for ONAP VNFRQTS projects (such as T-Shirt Sizes, etc).



# CNTT | Reference Certifications (RC)


2

Info Packet

**Instantiated Architectures: RI1 ...RIx**



Labs



## Operationalized Architectures: RC1 ...RCx

Lincoln Lavoie

CVC

**What do we expect from CVC?**

- Certification process and life-cycle.
- OVP E2E Framework Creation (NFVI + VNF).
- OVP Releases and timelines.
- Intake and Onboard for Lab management.



CNTT (WG)

Participate in Discussion

- CNTT will work directly with CVC to align with governance
- Output of CNTT will be input to release scope, labs needs, and augment governance where needed

Bin Hu

OPNFV

**What do we expect from OPNFV?**

- Installers to install NFVI with a state aligned with CNTT RM, RA.
- Test tools to test NFVI (against a given state) and VNFs.
- Provide test scripts to cover tests cases of CNTT interest.
- Leverage OVP Ecosystem for labs and certification.



CNTT (WG)

OPNFV CIRV

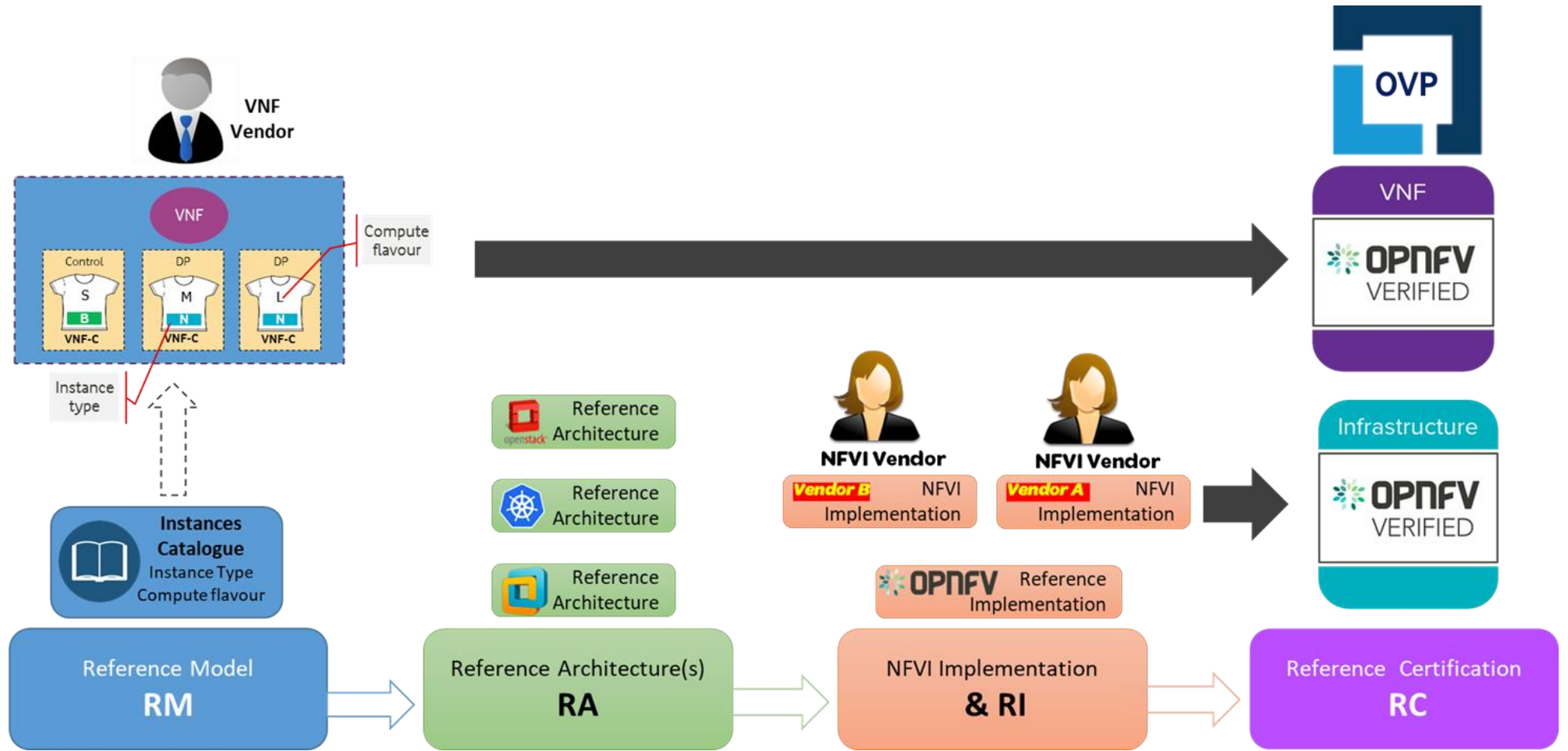
Engineering Resources to accelerate development

- CNTT will work directly with OPNFV via the CIRV Project
- Output of CIRV will be RI requirements and test cases

# CNTT | The References (Rx) and Expected Outcomes

2

Info Packet



# CNTT | Latest Status



Info  
Packet

## VALUE STREAMS | STATUS

### GLOBAL NFVI LIFECYCLE FRAMEWORK

*Establish an open-sourced end-to-end ecosystem to deliver, maintain & continually improve the cloud infrastructure delivery lifecycle*

**Status: In-Progress**  
**(Target Delivery - 4/30/20)**

#### REFERENCE MODEL

*Develop a framework to drive continuity of Reference Architectures for NFVI*

**RM v2.0 (Bostrange) Complete – 9/19/19**  
**RM v3.0 In-Progress (Jan '20)**

#### REFERENCE ARCHITECTURES

*Design number of discrete NFVI specifications based on the Reference Model*

**RA # 1 (OpenStack), v1.0 (Bostrange) Complete – 9/19/19**  
**RA # 1 (OpenStack), v2.0 In-Progress (Jan '20)**  
**RA # 2 (K8 | Containerized), v1.0 In-Progress (Jan '20)**

#### REFERENCE IMPLEMENTATIONS

*Implement & deploy based on the design & configurations of each Reference Architecture*

**RI v1.0 In-Progress (Jan '20)**

### REFERENCE CERTIFICATION

*Deliver community certified NFVI | VNFs | CNFs to the Service Provider Marketplace*

**Status: In-Progress**  
**(Target Delivery – March 2020)**

# CNTT | Agreement To Terms



Agree To  
Terms

“...CNTT is open to participation by any individual or organization that agrees to comply with these ToR(each such participant, a “Participant”)...Only individuals that are self-employed may participate as a Participant (in the case of an employed individual, their employer will need to agree to be a Participant)...”

– CNTT [Terms of Reference](#)

# CNTT | Detailed Policies and Terms



Agree To  
Terms

Legal Terms and Conditions CNTT Members need to abide by:

- Linux Foundation Networking (LFN)
  - [Anti-Trust Policy](#)
  - [Code of Conduct](#)
  - [Trademark Policy](#)
  - [Terms of Use](#)
  - [Privacy Policy](#)
  - [Cookie Policy](#)
- GSMA
  - [Anti-Trust Policy](#)
- Joint GSMA / LFN
  - [Terms of Reference](#)
  - [Creative Commons Attribution](#)

# CNTT | Links



Join  
Community

The following links include all the contacts and information you'll need to signup for workstreams, email distribution lists, find and schedule meeting, register for events, and use the CNTT tools for community engagement.

- [CNTT LF Networking Wiki Page \(Confluence\)](#)
- [CNTT Technology Specifications Main Page \(GitHub\)](#)
- [CNTT Organizational Structure](#)
- [CNTT Meeting Schedules](#)(with Zoom Conference Bridge Links)
- [CNTT Workstream Signups](#)
- [CNTT Quick Reference info doc](#)
- [GitHub - Tutorial](#)



# CNTT | Onboarding Checklist



Join  
Community

Here is a recommended checklist of items participants should have completed to join the community.

- ✓ Review (this) CNTT Information Packet
- ✓ Review all legal policy and terms (See Slide 15)
- ✓ [Signup for an LFN ID](#)
- ✓ [Signup for a GitHub ID](#) (then email [Rabi Abdel](#) your Github ID)
- ✓ [Signup for workstream participation](#)
- ✓ [Schedule to attend workstream\(s\), Governance Steering, and or Technology Steering meeting\(s\)](#)
- ✓ ***Start engaging!***

# CNTT | THANK YOU



(Stay)  
Engaged

Thanks for engaging with CNTT. For further support and ongoing engagement information, you may reach out to the following folks for further administrative help any time:

Jonathan Beltran, [jonathan.beltran@att.com](mailto:jonathan.beltran@att.com)

Rick Tennant, [rick.tennant@att.com](mailto:rick.tennant@att.com)

Jim Baker, [jbaker@linuxfoundation.org](mailto:jbaker@linuxfoundation.org)

# Common NFVI Telco Taskforce

*End*

 THE **LINUX** FOUNDATION

